



SUMMARY OF 2023-2024 ILLINOIS DEER SEASONS

Peter E. Schlichting
Forest Wildlife Program, Illinois Department of Natural Resources



General Information

Season Dates:

Archery Season: Oct. 1, 2023 - Jan. 14, 2024; closed during firearm deer season in counties open to firearm deer hunting

Youth Season: Oct. 7 - 9, 2023 (hunting also allowed during 1st firearm season, Nov. 17 - 19, 2023)

Firearm Season: Nov. 17 - 19, 2023 and Nov. 30 - Dec. 3, 2023

Muzzleloader Season: Dec. 8 - 10, 2023 (hunting also allowed during 2nd firearm season, Nov. 30 - Dec. 3, 2023)

Late-Winter Antlerless Season/CWD Season: Dec. 28-31, 2023 and Jan. 12 - 14, 2024

Total Days of Deer Hunting: 106

Bag Limit: One deer per legal permit, with no set limit for total number of deer allowed. No more than 2 antlered deer during the year, except additional antlered deer may be taken during the special CWD season only.

Significant Changes: Starting January 1, 2023 new legislation allowed hunters to use single-shot centerfire rifles for deer hunting. 2023-2024 is the first full season with centerfire rifles being legal weapons. For more information see: (<https://www2.illinois.gov/dnr/hunting/Pages/Law-change-that-affects-hunting-season.aspx>)

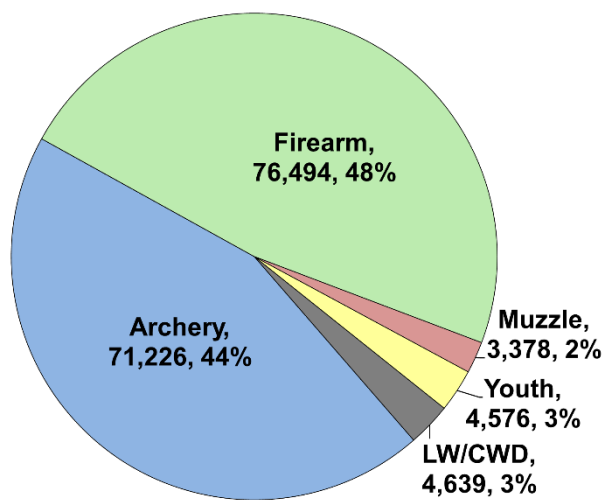
Harvest Reporting: Successful deer hunters in non-CWD counties were required to register their harvest by 10 p.m. on the same calendar day as the deer was taken by using an automated harvest reporting system (telephone or internet). Deer harvested in CWD counties were required to take their deer to a Deer Check Station (<https://huntillinois.org/cwdmap>). CWD testing was available statewide by taking the head to a participating vendor. For more information concerning CWD vendor locations see (<https://huntillinois.org/cwd-sampling/>).

Total Harvest (all seasons): 160,313

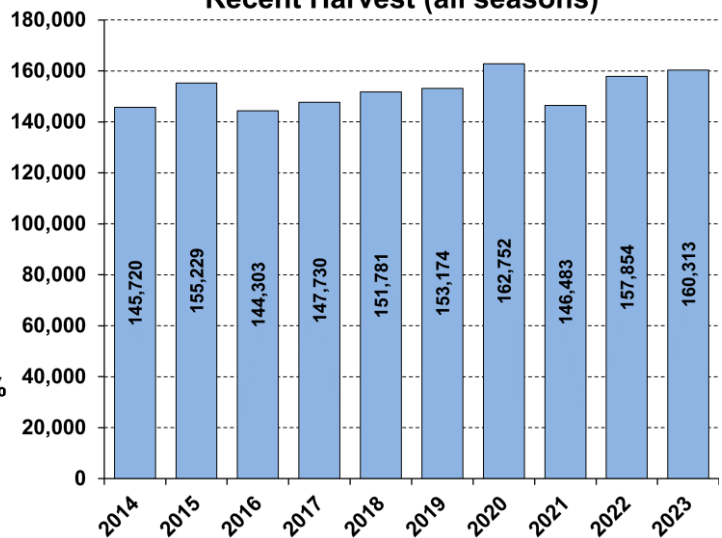
Record Harvest: 201,209 (2005)

Harvest Sex Ratio (all seasons): 57.2% male: 42.8% female; (49.4% antlered: 50.6% antlerless)

2023-2024 Harvest by Season



Recent Harvest (all seasons)



Permitting

IDNR's Permit Office issued 542,703 deer permits for all seasons, including both lottery-issued and over-the-counter permits. This represents a decrease (0.92%) from the 547,736 permits issued for 2022.

Decreases occurred in archery (0.85%), firearm (2.20%), and muzzleloader (0.95%). Increases occurred in late winter (25.51%), CWD antlerless seasons (1.31%), and youth (15.18%).

Number and types of permits issued for the 2023-2024 deer seasons				
	Number of Resident Permits	Number of Nonresident Permits	Total Permits	Percent Nonresident
Archery				
Landowner POH Permit, Either-Sex ¹	28,728	1,442	30,170	4.78%
Landowner POH Permit, Antlerless-only ¹	28,728	1,442	30,170	4.78%
CWD Combination Surveillance Permit ²	50	5	55	9.09%
Single Either-Sex Permit	512	0	512	0.00%
Single Antlerless-Only Permit	5,930	4,104	10,034	40.90%
Combination OTC Permit (1 ES + 1 AO)	131,890	24,817	156,707	15.84%
TOTAL	195,838	31,810	227,648	13.97%
Firearm				
Landowner POH Permit, Either-Sex ¹	31,180	1,639	32,819	4.99%
Landowner POH Permit, Antlerless-only ¹	31,180	1,639	32,819	4.99%
CWD Combination Surveillance Permit ²	157	15	172	8.72%
Full-season Either-Sex Permit	130,246	11,185	141,431	7.91%
Full-season Antlerless-only Permit	56,753	6,013	62,766	9.58%
TOTAL	249,516	20,491	270,007	7.59%
Muzzleloader				
Either-Sex Permit	20,891	1,372	22,263	6.16%
Antlerless-only Permit	5,632	678	6,310	10.74%
CWD Combination Surveillance Permit ²	6	0	6	0.00%
TOTAL	26,529	2,050	28,579	7.17%
Other Seasons				
Late Winter Antlerless-only Permit	2,091	0	2,091	0.00%
CWD Antlerless-only Permit ³	1,005	0	1,005	0.00%
Youth Either-Sex Permit ³	13,373	0	13,373	0.00%
Total: All Seasons/Permit Types	488,352	54,351	542,703	10.01%

¹ POH = "property only hunting"; a landowner permit that is valid only on the property owned/leased by that landowner

² Free permits provided to hunters whose deer tests positive for CWD in the previous year

³ Permits for these seasons are issued without respect to residency status (i.e., the same permit is issued to both residents & non-residents)

2023-2024 Archery Deer Season Results

Length: 106 days (99 days in counties open to firearm deer hunting)

Number of Counties Open: 102

Special Regulations: Resident combination permits (one either-sex and one antlerless-only tag) were available over-the-counter (OTC) in unlimited quantities. Nonresident combination permits were limited to a quota of 25,000 and issued via lottery with any remaining permits available OTC. Single resident either-sex permits (limit 1 per hunter) were available by application to the Permit Office prior to September 1. Single antlerless-only permits were available to both resident and nonresident hunters OTC without limit, with a 2-tiered fee structure for non-residents dependent upon whether an either-sex archery permit was held. This was the sixth year in which crossbows were legal for all hunters for the entire archery season.

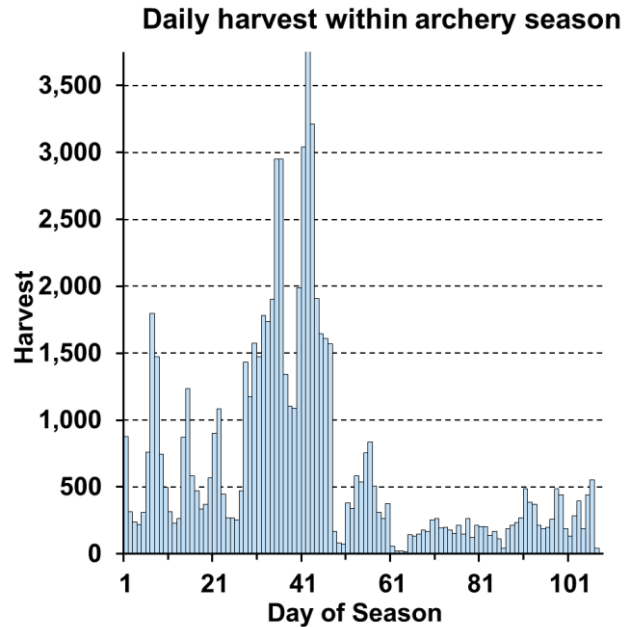
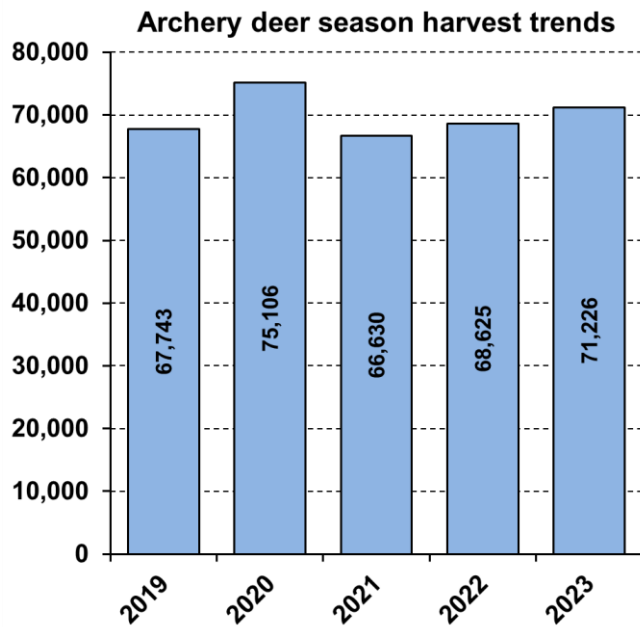
Harvest: 71,226

Season Harvest Record: 75,106 (2020)

Harvest Sex Ratio: 55.6% male: 44.4% female (48.9% antlered: 51.1% antlerless)

Top 5 Counties: Pike (2,176), Jefferson (2,084), Fulton (1,635), Williamson (1,467) Adams (1,356)

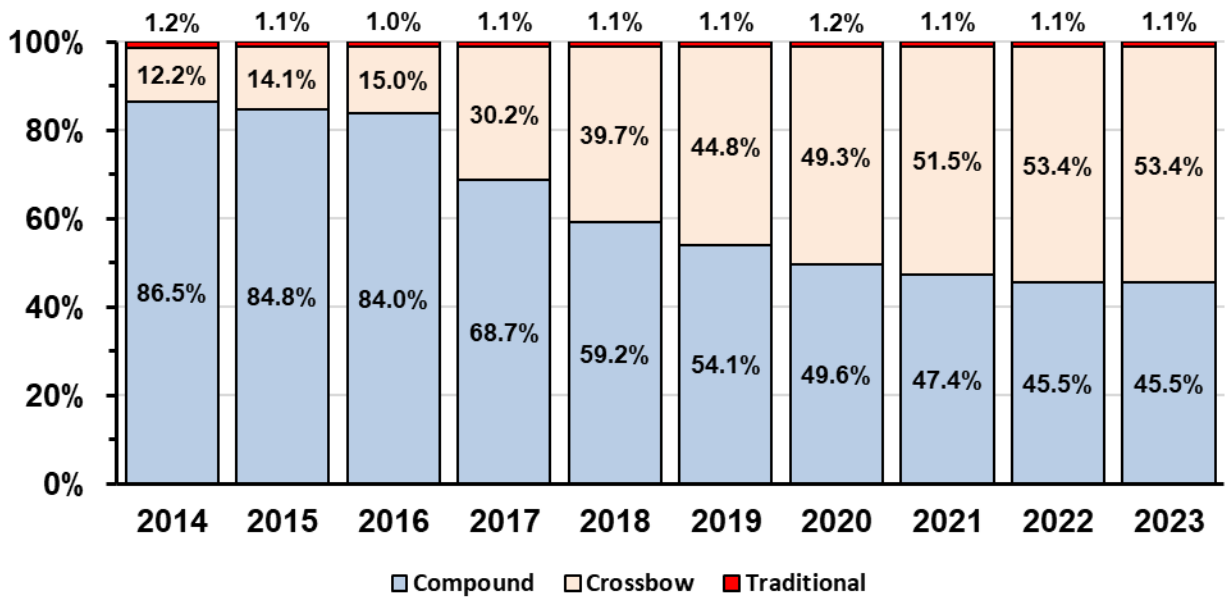
Harvest by Type of Bow: 45.5% compound, 53.4% crossbow, 1.1% traditional bows. As a result of 2017 legislation that removed restrictions on crossbow use, crossbows continue to be treated just like any other type of bow during hunting seasons. Harvest percentage was similar to 2022 (see included chart).



Trends in the number of archery deer season permits issued statewide

Permit Type	2019	2020	2021	2022	2023
Landowner Property-Only Hunting Permit, Either-Sex	29,728	30,192	33,124	33,674	30,170
Landowner Property-Only Hunting Permit, Antlerless-Only	29,728	30,192	33,124	33,674	30,170
CWD Combination Surveillance Permit	-	-	-	42	55
Single Either-Sex Permit	437	512	490	498	512
Single Antlerless-Only Permit	8,634	10,196	9,072	9,331	10,034
Combination Over-the-Counter Permit (double permit)	141,764	156,226	151,993	151,388	156,707
TOTAL	210,291	227,318	227,803	228,607	227,648

Archery Deer Harvest by Bow Type, 2014-2023

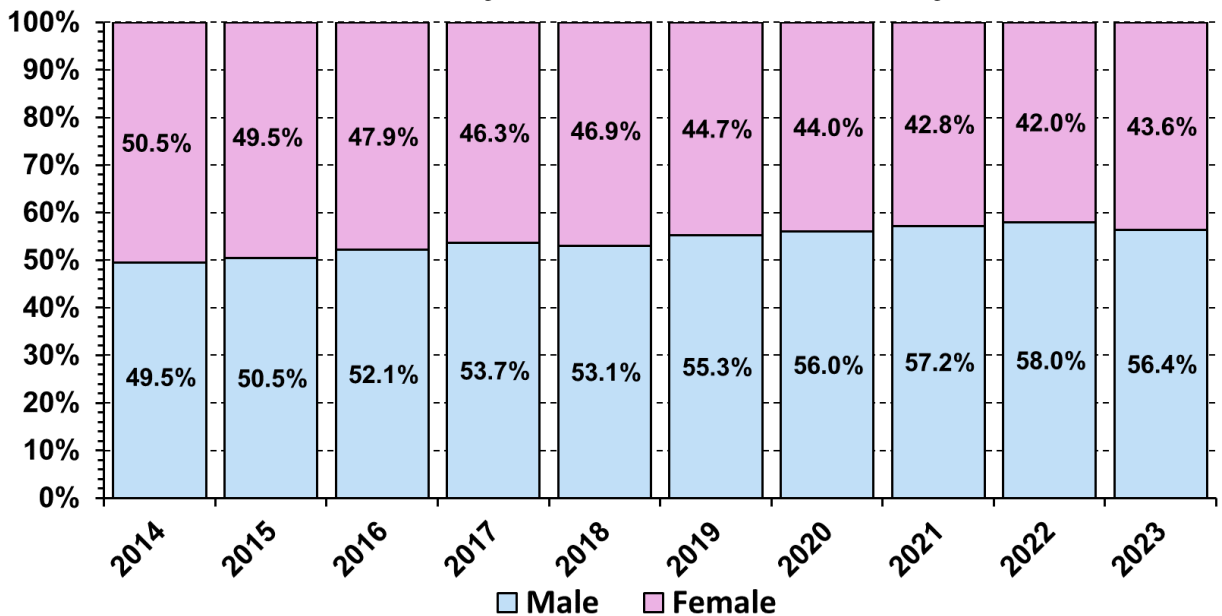


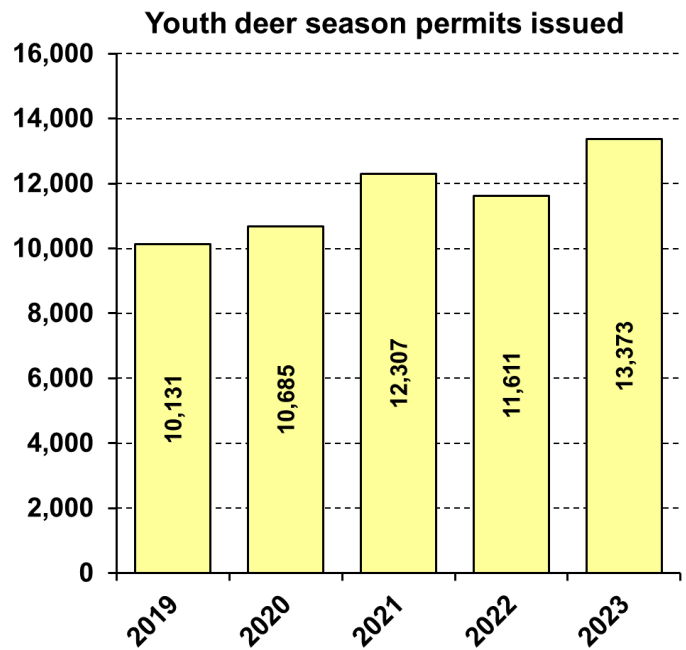
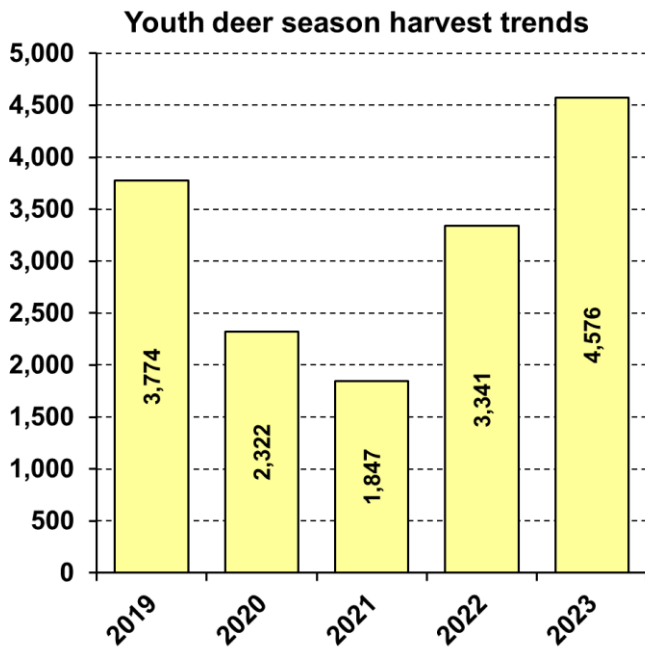
Harvest Results in the 5-County Restricted Archery Zone

Special Regulations: In order to reduce doe harvest and help grow deer populations to their appropriate county goals, archery hunters in the counties of Champaign, Douglas, Macon, Moultrie, and Piatt were permitted to harvest only antlered deer during the first 15 days of the season (October 1-15). Previous use of this type of regulation was highly successful in east-central Illinois, with no compensatory increase in doe harvest after resumption of unrestricted regulations.

Results: The first 15 days of Illinois' archery season had above average temperatures and little precipitation within the 5-county restricted archery zone. Archery harvest of females in the restricted archery zone was 789 in 2023, up from 722 in 2022, and 738 in 2021. Aside from an increase in 2020, archery doe harvest in the restricted zone has been relatively stable since the institution of the 15-day restriction. However, the percentage of females in the archery harvest has been decreasing (see figure below) suggesting a shift towards a more male-biased archery harvest.

Sex ratio of archery harvest in Restricted Archery Zone





2023 Firearm Deer Season Results

Length: 7 days (split; one 3-day [Fri-Sun] + one 4-day [Thu-Sun] segment)

Number of Counties Open: 99 (closed in Cook, DuPage, Lake)

Special Regulations: County-specific (or special hunt area-specific) permits issued via lotteries; unallocated permits subsequently available OTC through end of season. Mandatory check stations were in effect for 15 northern Illinois counties (Boone, Carroll, DeKalb, Grundy, JoDaviess, Kane, Kendall, Kankakee, LaSalle, Livingston, McHenry, Ogle, Stephenson, Winnebago, and Will) for chronic wasting disease (CWD) surveillance; the remaining open counties used automated harvest reporting. Archery equipment remained legal for use during firearm deer season with a valid firearm permit on private land only.

Weather Conditions: Temperatures on opening weekend were favorable with average temperatures and limited precipitation. During second season, conditions were overcast skies for the majority of the weekend and some rain on Sunday.

Corn Harvest: Statewide corn harvest was 95% complete in the week going into first season.

Deer Harvest: 76,494

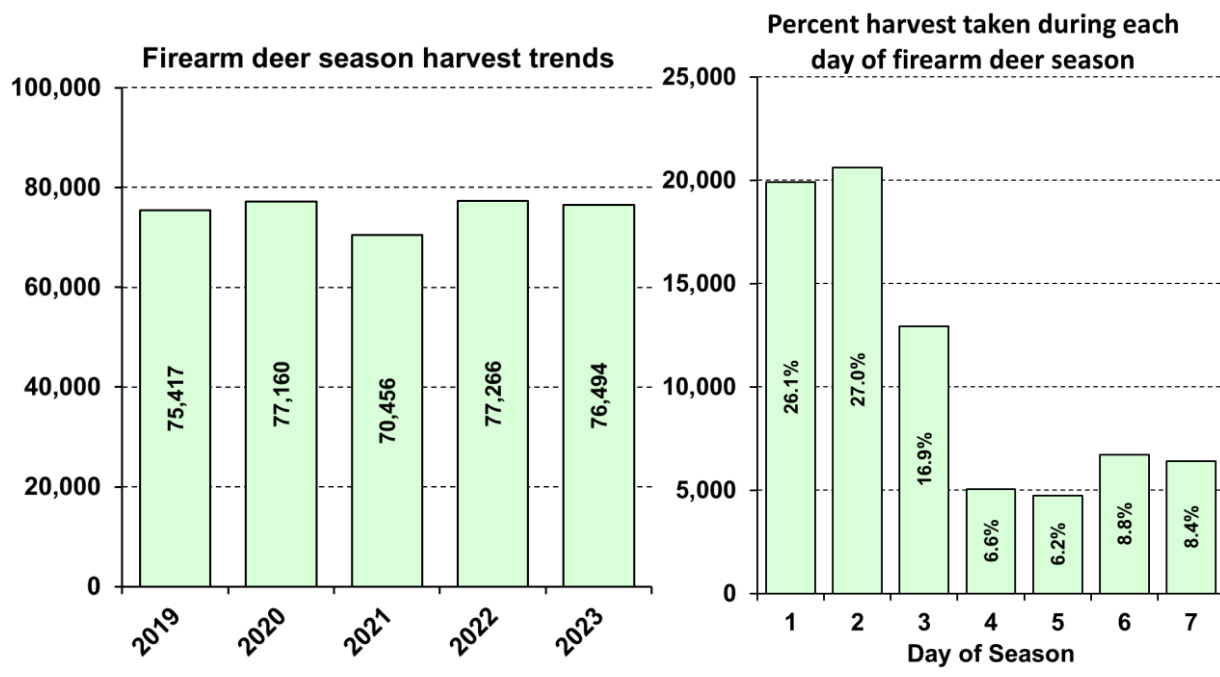
Season Harvest Record: 123,792 (2005)

Harvest Sex Ratio: 61.7% male: 38.3% female (53.1% antlered: 46.9% antlerless)

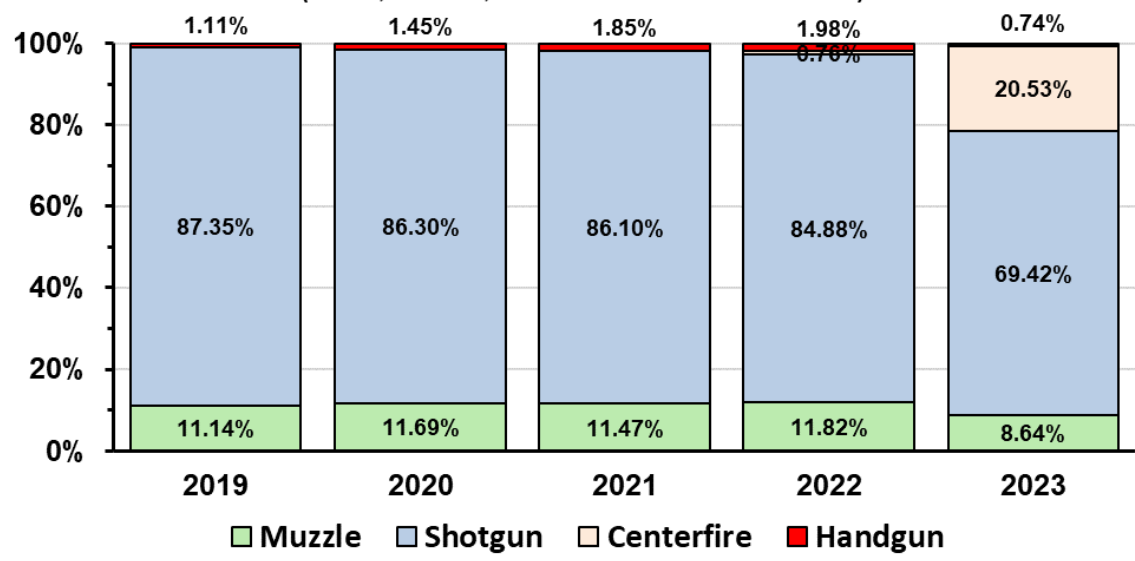
Top 5 Counties: Randolph (2,183), Adams (2,141), Jackson (2,010), Jefferson (1,912), Fulton (1,834)

Trends in the number of firearm deer season permits issued statewide

Permit Type	2019	2020	2021	2022	2023
Landowner Property-Only Hunting Permit, Either-Sex	33,530	33,906	35,025	37,416	32,819
Landowner Property-Only Hunting Permit, Antlerless-Only	33,530	33,906	35,025	37,416	32,819
CWD Combination Surveillance Permit	-	-	-	95	172
Either-Sex Permit	141,190	141,947	140,766	138,771	141,431
Antlerless-Only Permit	68,387	68,269	64,795	62,315	62,766
TOTAL	276,637	278,028	275,611	276,013	270,007



Deer Harvest by Weapon Type 2019-2023
(Youth, Firearm, Late Winter and CWD Seasons)



2023 Muzzleloader Deer Season Results

Length: 3 days

Number of Counties Open: 99 (closed in Cook, DuPage, Lake)

Special Regulations: County-specific (or special hunt area-specific) permits issued via lotteries; unallocated permits subsequently available OTC through end of season. Hunters with muzzleloader permits were also allowed to hunt with a muzzleloader during the 2nd Firearm Deer Season (4 days). Recipients of landowner permits (for their own property only) valid during the Firearm Deer Season could use those unfilled permits during the Muzzleloader Deer Season so long as they used a muzzleloading rifle.

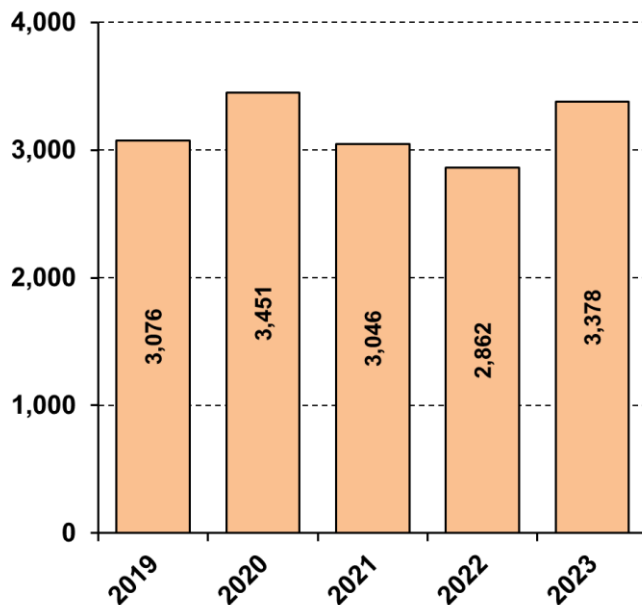
Harvest: 3,378

Season Harvest Record: 5,973 (2006)

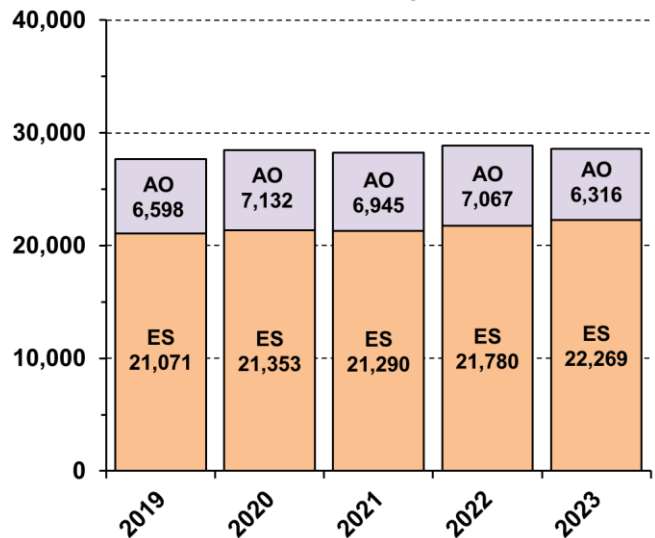
Harvest Sex Ratio: 45.0% male: 55.0% female (34.7% antlered: 65.3% antlerless)

Top 5 Counties: Pike (141), Adams (115), Jefferson (99), Fayette (91), Hancock (90)

Muzzleloader deer season harvest trends



Muzzleloader deer season permits issued



2023-2024 Late-Winter Deer Season Results

Length: 7 days

Number of Counties Open: 23 (Brown, Clay, Coles, Crawford, Effingham, Fulton, Hamilton, Hancock, Henderson, Knox, Macoupin, Madison, Marion, McDonough, Mercer, Monroe, Perry, Putnam, Randolph, Rock Island, Saline, Schuyler, Shelby)

Special Regulations: Legal weapons were shotguns, muzzleloaders, centerfire rifles, and handguns. County-specific resident antlerless-only permits available OTC from license vendors (unlimited availability). Hunters with unfilled permits for the Firearm, Muzzleloader, or Youth deer seasons were allowed to hunt the Late-Winter Deer Season to harvest antlerless deer, so long as the permit was issued for an open county. Persons with an unfilled Muzzleloader Season permit must use a muzzleloading rifle.

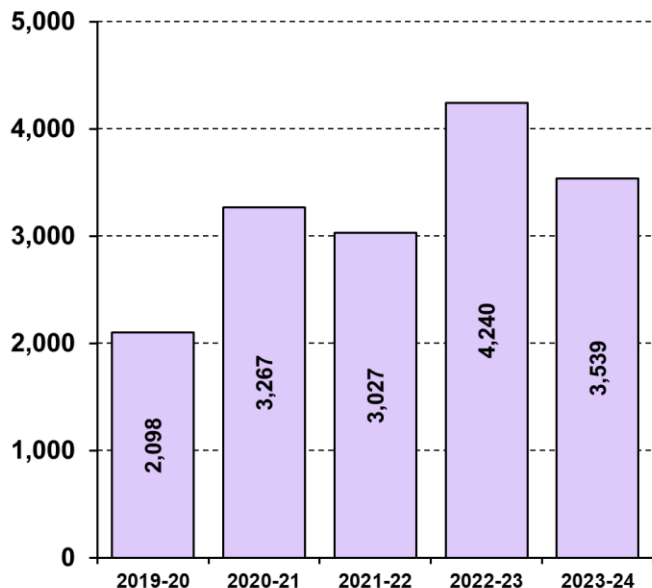
Harvest: 3,539

Season Harvest Record: 17,434 (2009)

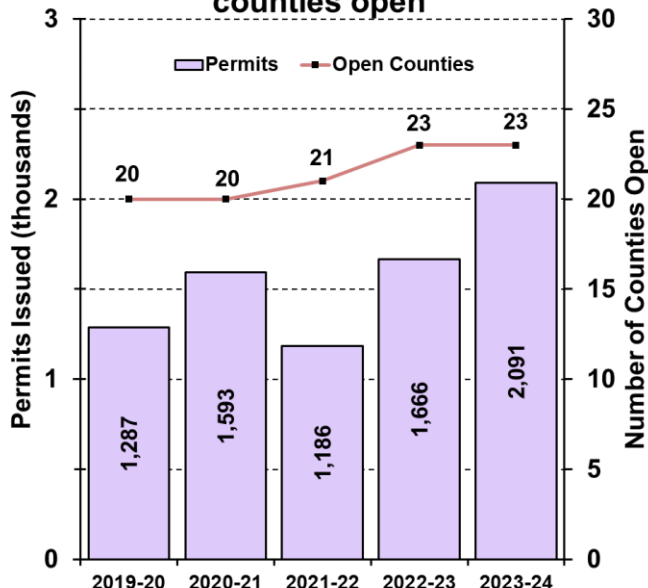
Harvest Sex Ratio: 14.2% male: 85.8% female

Top 5 Counties: Marion (310), Randolph (308), Fulton (287), Perry (262), Macoupin (194)

Late-Winter deer season harvest trends



Late-Winter season permits issued and counties open



2023-2024 Special CWD Deer Season Results

Length: 7 days (concurrent with Late-Winter Season)

Number of Counties Open: 16 (Boone, Carroll, DeKalb, Grundy, JoDaviess, Kane, Kankakee, Kendall, LaSalle, Lee, Livingston, McHenry, Ogle, Stephenson, Winnebago and Will)

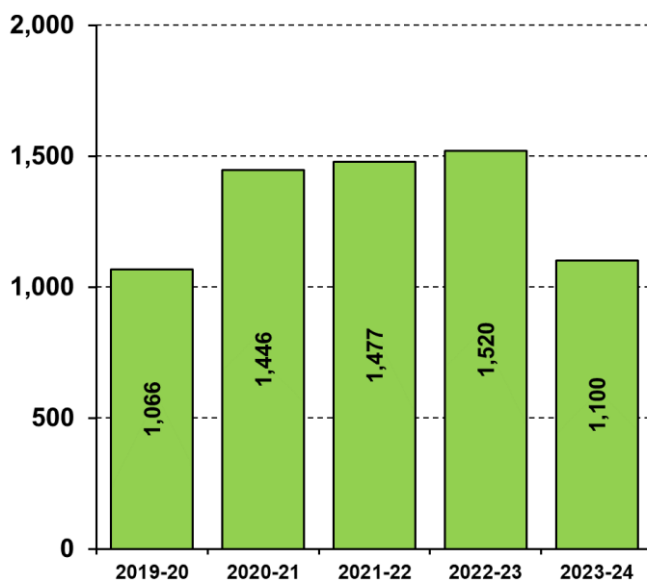
Special Regulations: Legal weapons were shotguns, muzzleloaders, centerfire rifles, and handguns. County-specific antlerless-only permits available OTC without limit to residents and nonresidents. Unfilled firearm, muzzleloader, and youth permits valid for open counties may be used during this season as long as the hunter uses only the weapon(s) allowed by that permit, and only harvests the sex of deer allowed by that permit. The limit of 2 antlered deer was waived during this season.

Harvest: 1,100

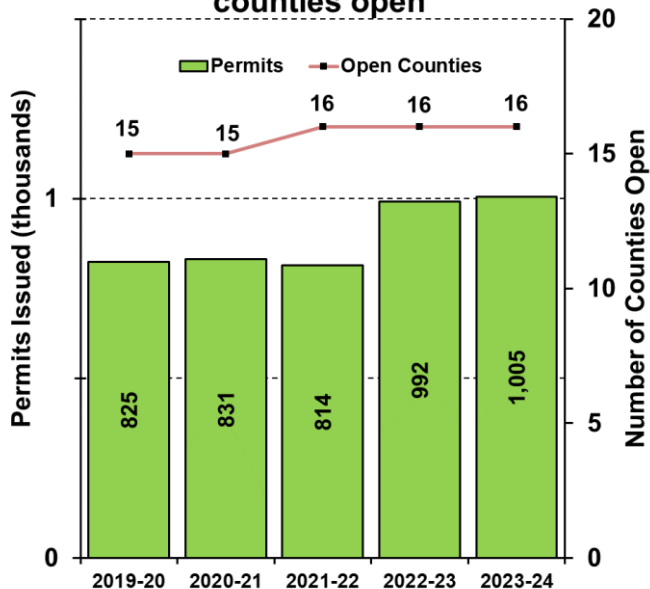
Season Harvest Record: 1,825 (2014)

Harvest Sex Ratio: 44.2% male: 55.8% female (31.7% antlered: 68.3% antlerless)

Special CWD deer season harvest trends



Special CWD season permits issued and counties open



Harvest Age/Sex Summary (All Seasons)

Deer reported via the automated harvest reporting system were placed into age classes based on morphological data reported by the hunter. Age classes were female adult (≥ 1.5 years), female fawn, male adult (≥ 2.5 years), male yearling (1.5 years), and male fawn.

2023 Illinois deer harvest composition by season by sex/age class ¹							
Sex/Age Class	Archery	Youth	Firearm	Muzzleloader	Late-Winter	CWD	All Seasons
Female adult	38.7%	40.0%	32.6%	47.8%	72.4%	48.5%	36.8%
Female fawn	5.7%	6.4%	5.7%	7.3%	13.4%	7.3%	5.9%
Male adult	31.6%	21.3%	35.3%	24.8%	0.5%	20.6%	32.2%
Male yearling	17.4%	25.4%	17.8%	9.9%	0.7%	11.1%	17.2%
Male fawn	6.6%	6.8%	8.6%	10.3%	13.0%	12.5%	7.8%
Total Harvest	71,226	4,576	76,494	3,378	3,539	1,100	160,313

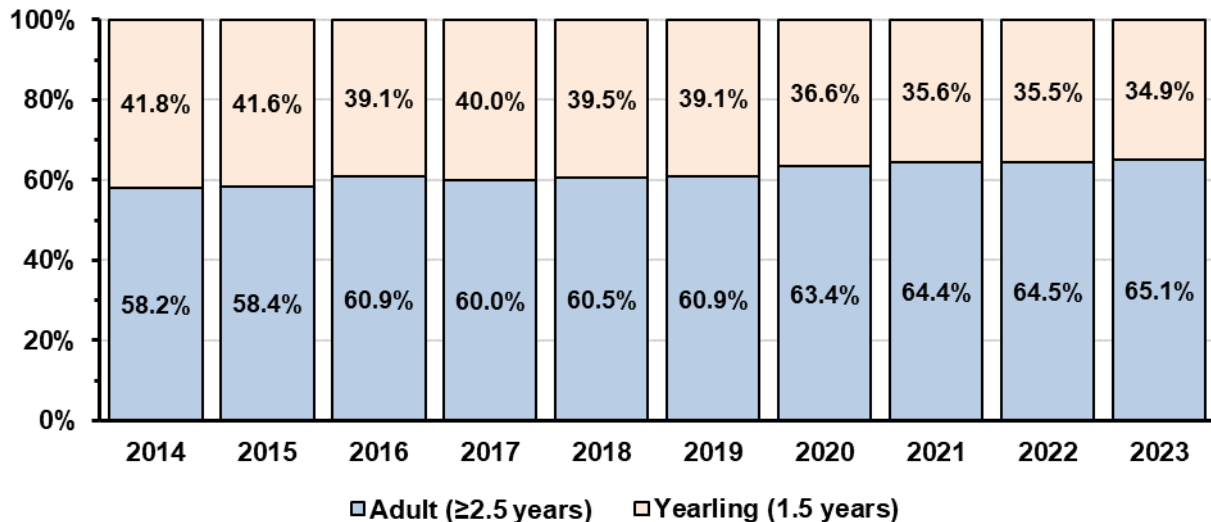
¹ Only harvested deer for which there was complete age/sex information were used in calculating percentages.

Age structure of antlered bucks in the 2023 Illinois deer harvest ¹			
	Archery Season	All Gun Seasons	All Harvest
Male yearling (1.5 years)	35.5%	34.4%	34.9%
Male adult (≥ 2.5 years)	64.5%	65.6%	65.1%

¹ Only harvested deer for which there was complete age/sex information were used in calculating percentages.

Proportion of antlered deer harvest by number of antler points								
	Number of Points							
	Spike	3-4	5-6	7-8	9-10	11-12	13-14	>14
Archery Season	3.2%	6.1%	8.9%	36.7%	31.0%	10.2%	2.7%	1.3%
All Gun Seasons	5.0%	8.6%	11.8%	39.2%	26.2%	6.9%	1.7%	0.6%
All Seasons	4.2%	7.5%	10.5%	38.1%	28.3%	8.3%	2.1%	0.9%

Trend in antlered buck age structure (all seasons), 2014-2023



2023 ILLINOIS COUNTY DEER HARVEST BY SEX FOR EACH SEASON (state sites included in county totals)

County	Youth			Muzzleloader			Late-Winter/CWD			Firearm			Archery			All Seasons		
	M	F	Total	M	F	Total	M	F	Total	M	F	Total	M	F	Total	M	F	Total
Adams	85	68	153	40	75	115	0	0	0	1198	943	2141	817	539	1356	2140	1625	3765
Alexander	9	7	16	8	11	19	0	0	0	222	77	299	116	88	204	355	183	538
Bond	21	15	36	11	12	23	0	0	0	464	299	763	303	241	544	799	567	1366
Boone	2	2	4	4	1	5	13	11	24	76	28	104	149	54	203	244	96	340
Brown	47	33	80	29	26	55	29	151	180	505	365	870	474	283	757	1084	858	1942
Bureau	17	15	32	24	30	54	0	0	0	589	393	982	465	382	847	1095	820	1915
Calhoun	36	28	64	15	26	41	0	0	0	419	333	752	466	347	813	936	734	1670
Carroll	10	8	18	16	5	21	36	50	86	335	187	522	270	238	508	667	488	1155
Cass	18	16	34	16	24	40	0	0	0	370	267	637	404	281	685	808	588	1396
Champaign	11	6	17	12	9	21	0	0	0	145	51	196	250	135	385	418	201	619
Christian	20	14	34	14	18	32	0	0	0	369	213	582	302	229	531	705	474	1179
Clark	38	20	58	21	39	60	0	0	0	614	391	1005	537	379	916	1210	829	2039
Clay	31	57	88	20	22	42	25	161	186	827	529	1356	417	312	729	1320	1081	2401
Clinton	37	34	71	12	12	24	0	0	0	514	285	799	323	340	663	886	671	1557
Coles	7	15	22	12	15	27	10	48	58	341	248	589	437	329	766	807	655	1462
Cook	0	0	0	0	0	0	0	0	0	0	0	0	108	49	157	108	49	157
Crawford	12	30	42	6	13	19	25	100	125	600	422	1022	533	481	1014	1176	1046	2222
Cumberland	39	29	68	7	20	27	0	0	0	420	313	733	316	284	600	782	646	1428
DeKalb	1	1	2	2	1	3	9	8	17	88	37	125	150	92	242	250	139	389
DeWitt	7	9	16	10	15	25	0	0	0	218	132	350	294	269	563	529	425	954
Douglas	2	6	8	2	5	7	0	0	0	109	57	166	132	89	221	245	157	402
DuPage	0	0	0	0	0	0	0	0	0	0	0	0	26	24	50	26	24	50
Edgar	11	17	28	15	15	30	0	0	0	372	202	574	322	212	534	720	446	1166
Edwards	3	4	7	7	9	16	0	0	0	300	130	430	167	159	326	477	302	779
Effingham	59	46	105	13	14	27	25	141	166	576	371	947	343	276	619	1016	848	1864
Fayette	56	71	127	30	61	91	0	0	0	1047	636	1683	689	631	1320	1822	1399	3221
Ford	3	3	6	1	5	6	0	0	0	87	32	119	42	21	63	133	61	194
Franklin	27	23	50	26	26	52	0	0	0	795	555	1350	568	614	1182	1416	1218	2634
Fulton	43	49	92	43	33	76	45	242	287	1068	766	1834	950	685	1635	2149	1775	3924
Gallatin	14	10	24	8	14	22	0	0	0	276	153	429	152	110	262	450	287	737
Greene	35	47	82	21	42	63	0	0	0	608	406	1014	457	498	955	1121	993	2114
Grundy	7	4	11	6	5	11	23	40	63	192	93	285	217	140	357	445	282	727
Hamilton	33	28	61	25	15	40	19	144	163	722	351	1073	494	530	1024	1293	1068	2361
Hancock	31	37	68	41	49	90	23	137	160	854	667	1521	627	384	1011	1576	1274	2850
Hardin	11	15	26	8	19	27	0	0	0	410	214	624	194	203	397	623	451	1074
Henderson	10	4	14	11	12	23	9	44	53	269	190	459	265	138	403	564	388	952
Henry	13	16	29	12	15	27	0	0	0	323	141	464	333	261	594	681	433	1114
Iroquois	20	12	32	14	14	28	0	0	0	349	137	486	304	192	496	687	355	1042

2023 ILLINOIS COUNTY DEER HARVEST BY SEX FOR EACH SEASON (state sites included in county totals)

County	Youth			Muzzleloader			Late-Winter/CWD			Firearm			Archery			All Seasons		
	M	F	Total	M	F	Total	M	F	Total	M	F	Total	M	F	Total	M	F	Total
Jackson	44	46	90	20	35	55	0	0	0	1231	779	2010	555	510	1065	1850	1370	3220
Jasper	34	57	91	20	29	49	0	0	0	642	439	1081	433	471	904	1129	996	2125
Jefferson	93	59	152	38	61	99	0	0	0	1250	662	1912	1083	1001	2084	2464	1783	4247
Jersey	19	17	36	8	18	26	0	0	0	387	261	648	364	301	665	778	597	1375
JoDaviess	39	19	58	17	22	39	103	144	247	779	589	1368	582	390	972	1520	1164	2684
Johnson	25	20	45	16	28	44	0	0	0	643	436	1079	433	416	849	1117	900	2017
Kane	0	0	0	0	1	1	2	4	6	25	8	33	224	128	352	251	141	392
Kankakee	7	1	8	2	4	6	21	18	39	115	75	190	213	129	342	358	227	585
Kendall	1	1	2	2	2	4	4	13	17	46	19	65	119	71	190	172	106	278
Knox	14	23	37	18	17	35	14	144	158	747	431	1178	598	431	1029	1391	1046	2437
Lake	0	0	0	0	0	0	0	0	0	3	1	4	224	87	311	227	88	315
LaSalle	17	6	23	11	8	19	52	71	123	479	222	701	500	347	847	1059	654	1713
Lawrence	19	21	40	12	23	35	0	0	0	375	243	618	353	281	634	759	568	1327
Lee	21	12	33	10	11	21	40	42	82	356	192	548	320	209	529	747	466	1213
Livingston	8	10	18	7	9	16	27	27	54	239	153	392	151	120	271	432	319	751
Logan	13	14	27	10	12	22	0	0	0	202	116	318	229	172	401	454	314	768
Macon	15	11	26	15	10	25	0	0	0	142	68	210	246	208	454	418	297	715
Macoupin	42	43	85	20	22	42	34	160	194	875	653	1528	712	554	1266	1683	1432	3115
Madison	21	25	46	9	10	19	12	50	62	416	239	655	571	522	1093	1029	846	1875
Marion	89	44	133	22	29	51	45	265	310	1056	613	1669	778	576	1354	1990	1527	3517
Marshall	16	9	25	11	16	27	0	0	0	345	254	599	279	176	455	651	455	1106
Mason	18	14	32	9	14	23	0	0	0	269	124	393	336	223	559	632	375	1007
Massac	14	8	22	3	8	11	0	0	0	265	121	386	197	192	389	479	329	808
McDonough	26	21	47	18	19	37	20	96	116	453	305	758	386	256	642	903	697	1600
McHenry	2	4	6	4	7	11	20	19	39	186	70	256	426	268	694	638	368	1006
McLean	17	12	29	10	15	25	0	0	0	382	216	598	376	269	645	785	512	1297
Menard	14	11	25	12	17	29	0	0	0	222	158	380	256	184	440	504	370	874
Mercer	15	13	28	20	20	40	14	66	80	501	326	827	328	247	575	878	672	1550
Monroe	37	37	74	10	11	21	16	106	122	698	402	1100	266	214	480	1027	770	1797
Montgomery	51	33	84	18	12	30	0	0	0	566	313	879	513	440	953	1148	798	1946
Morgan	17	18	35	20	14	34	0	0	0	426	241	667	410	285	695	873	558	1431
Moultrie	15	13	28	6	8	14	0	0	0	155	84	239	253	235	488	429	340	769
Ogle	11	11	22	5	10	15	54	63	117	414	248	662	393	248	641	877	580	1457
Peoria	25	23	48	18	24	42	0	0	0	469	389	858	583	429	1012	1095	865	1960
Perry	51	29	80	28	37	65	31	231	262	798	528	1326	494	447	941	1402	1272	2674
Piatt	2	3	5	6	3	9	0	0	0	85	35	120	139	122	261	232	163	395
Pike	113	59	172	63	78	141	0	0	0	1057	760	1817	1239	937	2176	2472	1834	4306
Pope	29	8	37	18	10	28	0	0	0	876	438	1314	514	400	914	1437	856	2293

2023 ILLINOIS COUNTY DEER HARVEST BY SEX FOR EACH SEASON (state sites included in county totals)

County	Youth			Muzzleloader			Late-Winter/CWD			Firearm			Archery			All Seasons		
	M	F	Total	M	F	Total	M	F	Total	M	F	Total	M	F	Total	M	F	Total
Pulaski	18	17	35	7	6	13	0	0	0	214	82	296	126	132	258	365	237	602
Putnam	2	2	4	11	8	19	7	29	36	207	129	336	177	132	309	404	300	704
Randolph	116	111	227	36	43	79	23	285	308	1302	881	2183	613	646	1259	2090	1966	4056
Richland	10	12	22	12	13	25	0	0	0	418	287	705	297	262	559	737	574	1311
Rock Island	14	11	25	15	9	24	5	47	52	430	283	713	356	249	605	820	599	1419
St. Clair	32	22	54	16	10	26	0	0	0	523	217	740	482	394	876	1053	643	1696
Saline	26	30	56	17	5	22	13	145	158	547	325	872	313	302	615	916	807	1723
Sangamon	20	21	41	25	22	47	0	0	0	344	149	493	502	458	960	891	650	1541
Schuyler	42	44	86	38	29	67	36	124	160	739	562	1301	594	401	995	1449	1160	2609
Scott	4	6	10	6	18	24	0	0	0	245	133	378	171	182	353	426	339	765
Shelby	46	44	90	19	28	47	22	121	143	777	460	1237	622	468	1090	1486	1121	2607
Stark	2	3	5	2	3	5	0	0	0	125	70	195	101	55	156	230	131	361
Stephenson	6	5	11	4	11	15	37	51	88	334	201	535	282	170	452	663	438	1101
Tazewell	24	8	32	15	16	31	0	0	0	352	158	510	472	353	825	863	535	1398
Union	38	40	78	15	31	46	0	0	0	736	448	1184	344	446	790	1133	965	2098
Vermilion	16	13	29	35	31	66	0	0	0	380	226	606	639	482	1121	1070	752	1822
Wabash	5	9	14	3	5	8	0	0	0	138	40	178	174	147	321	320	201	521
Warren	13	3	16	12	11	23	0	0	0	309	183	492	198	135	333	532	332	864
Washington	32	32	64	21	28	49	0	0	0	700	341	1041	363	343	706	1116	744	1860
Wayne	52	37	89	26	41	67	0	0	0	877	536	1413	630	660	1290	1585	1274	2859
White	22	19	41	19	18	37	0	0	0	529	303	832	365	313	678	935	653	1588
Whiteside	13	22	35	10	4	14	0	0	0	353	258	611	376	257	633	752	541	1293
Will	6	6	12	6	8	14	20	27	47	159	72	231	420	298	718	611	411	1022
Williamson	31	26	57	25	27	52	0	0	0	1046	702	1748	708	759	1467	1810	1514	3324
Winnebago	7	3	10	6	5	11	25	26	51	175	104	279	351	163	514	564	301	865
Woodford	34	25	59	21	27	48	0	0	0	378	336	714	431	408	839	864	796	1660
Totals	2451	2125	4576	1520	1858	3378	988	3651	4639	47169	29307	76494	39596	31630	71226	91738	68575	160313
Proportion	0.54	0.46		0.45	0.55		0.21	0.79		0.62	0.38		0.56	0.44		0.57	0.43	