



SUMMARY OF 2025-2026 ILLINOIS DEER SEASONS

Peter E. Schlichting
Forest Wildlife Program, Illinois Department of Natural Resources



General Information

Season Dates:

Archery Season: Oct. 1, 2025 - Jan. 18, 2026; closed during firearm deer season in counties open to firearm deer hunting

Youth Season: Oct. 11 - 13, 2025 (hunting also allowed during both Firearm segments)

Firearm Season: Nov. 21 - 23, 2025 and Dec. 4 - 7, 2025

Muzzleloader Season: Dec. 12 - 14, 2025 (hunting also allowed during 2nd firearm season, Dec. 4 - 7, 2025)

Late-Winter Antlerless Season/CWD Season: Jan. 1 - 4 and 16 - 18, 2026

Total Days of Deer Hunting: 110

Bag Limit: One deer per legal permit, with no set limit for total number of deer allowed. No more than 2 antlered deer during the year, except additional antlered deer may be taken during the special CWD season only.

Significant Changes: Moultrie County was removed from the Restricted Archery Zone. As of January 1, 2025, Youth Firearm permits are valid during both segments of the Firearm season. Previously, Youth permits were only valid during the first segment of the Firearm season.

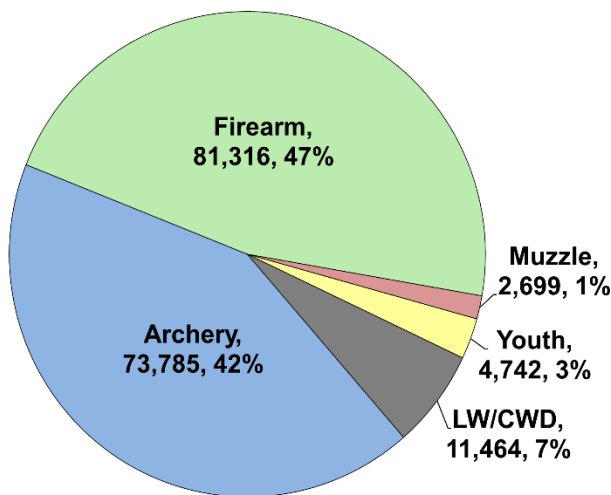
Harvest Reporting: Successful deer hunters in non-CWD counties were required to register their harvest by 10 p.m. on the same calendar day as the deer was taken by using an automated harvest reporting system (telephone or internet). Deer harvested in CWD counties during the 7-day firearm season were required to take their deer to any Deer Check Station (<https://huntillinois.org/cwdmap>). CWD testing was available statewide by taking the head to a participating vendor. For more information concerning CWD vendor locations see (<https://huntillinois.org/cwd-sampling/>).

Total Harvest (all seasons): 174,006

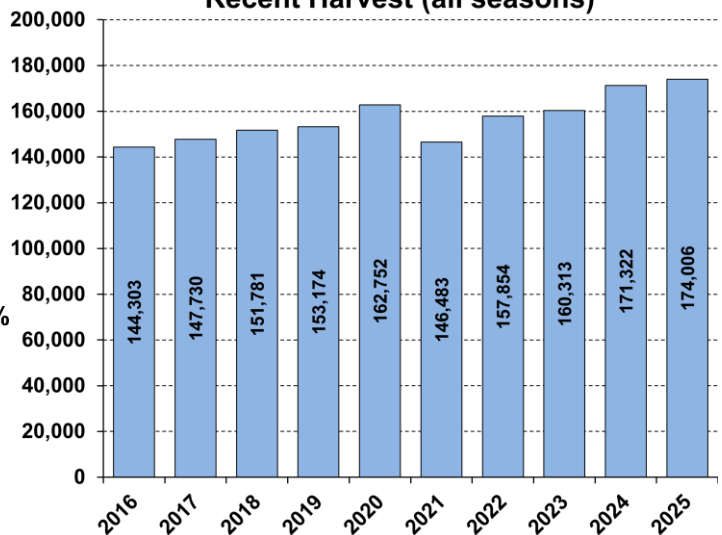
Record Harvest: 201,209 (2005)

Harvest Sex Ratio (all seasons): 53.6% male: 46.4% female; (46.2% antlered: 53.8% antlerless)

2025-2026 Harvest by Season



Recent Harvest (all seasons)



Permitting

IDNR's Permit Office issued 581,765 deer permits for all seasons, including both lottery-issued and over-the-counter permits. This represents an increase (3.28%) from the 563,268 permits issued for 2024. Increases occurred in archery (1.84%), firearm (3.75%), muzzleloader (5.31%), late winter (22.42%), CWD antlerless (51.12%), and youth (5.00%) seasons.

Number and types of permits issued for the 2025-2026 deer seasons				
	Number of Resident Permits	Number of Nonresident Permits	Total Permits	Percent Nonresident
Archery				
Landowner POH Permit, Either-Sex ¹	32,198	1,715	33,913	5.06%
Landowner POH Permit, Antlerless-only ¹	32,198	1,715	33,913	5.06%
CWD Combination Surveillance Permit ²	89	3	92	3.26%
Single Either-Sex Permit	429	0	429	0.00%
Single Antlerless-Only Permit	6,312	4,361	10,673	40.86%
Combination OTC Permit (1 ES + 1 AO)	132,258	25,000	157,258	15.90%
Non-Resident Youth Archery Combo	0	1,128	1,128	100.00%
TOTAL	203,484	33,922	237,406	14.29%
Firearm				
Landowner POH Permit, Either-Sex ¹	34,714	1,894	36,608	5.17%
Landowner POH Permit, Antlerless-only ¹	34,713	1,893	36,606	5.17%
CWD Combination Surveillance Permit ²	285	10	295	3.39%
Full-season Either-Sex Permit	138,079	12,203	150,282	8.12%
Full-season Antlerless-only Permit	60,994	6,737	67,731	9.95%
TOTAL	268,785	22,737	291,522	7.80%
Muzzleloader				
Either-Sex Permit	22,057	1,436	23,493	6.11%
Antlerless-only Permit	6,586	698	7,284	9.58%
CWD Combination Surveillance Permit ²	4	0	4	0.00%
TOTAL	28,647	2,134	30,781	6.93%
Other Seasons				
Late Winter Antlerless-only Permit	3,899	0	3,899	0.00%
CWD Antlerless-only Permit ³	1,818	0	1,818	0.00%
Youth Either-Sex Permit ³	16,339	0	16,339	0.00%
Total: All Seasons/Permit Types	522,972	58,793	581,765	10.11%

¹ POH = "property only hunting"; a landowner permit that is valid only on the property owned/leased by that landowner

² Free permits provided to hunters whose deer tests positive for CWD in the previous year

³ Permits for these seasons are issued without respect to residency status (i.e., the same permit is issued to both residents & non-residents)

2025-2026 Archery Deer Season Results

Length: 110 days (103 days in counties open to firearm deer hunting)

Number of Counties Open: 102

Special Regulations: Resident combination permits (one either-sex and one antlerless-only tag) were available over-the-counter (OTC) in unlimited quantities. Nonresident combination permits were limited to a quota of 25,000 and issued via lottery with any remaining permits available OTC. Single resident either-sex permits (limit 1 per hunter) were available by application to the Permit Office prior to September 1. Single antlerless-only permits were available to both resident and nonresident hunters OTC without limit, with a 2-tiered fee structure for non-residents dependent upon whether an either-sex archery permit was held. This was the sixth year in which crossbows were legal for all hunters for the entire archery season.

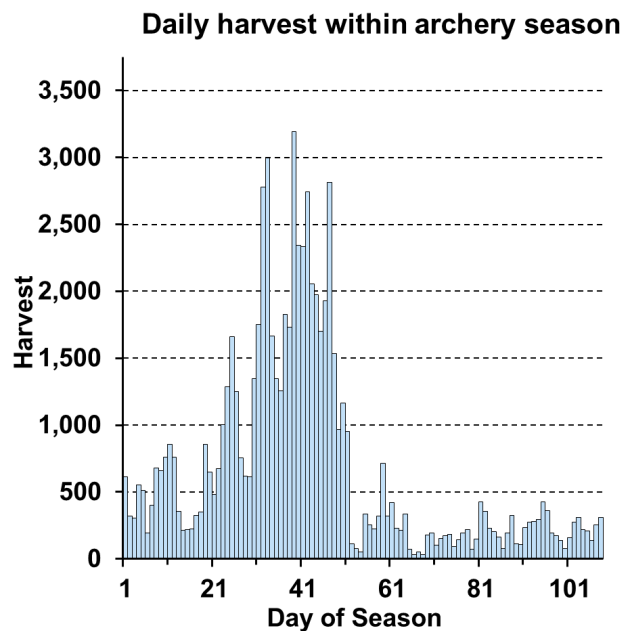
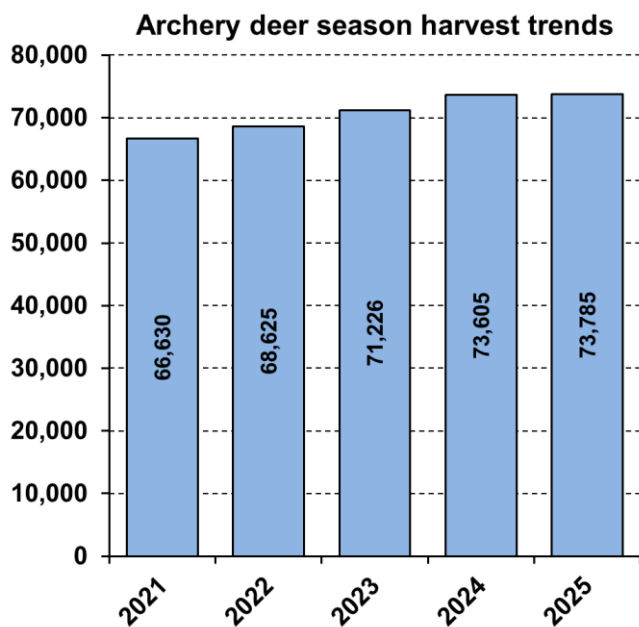
Harvest: 73,785

Season Harvest Record: 75,106 (2020)

Harvest Sex Ratio: 56.3% male: 43.7% female (50.2% antlered: 49.8% antlerless)

Top 5 Counties: Pike (2,337), Jefferson (2,075), Fulton (1,739), Fayette (1,401), Marion (1,394)

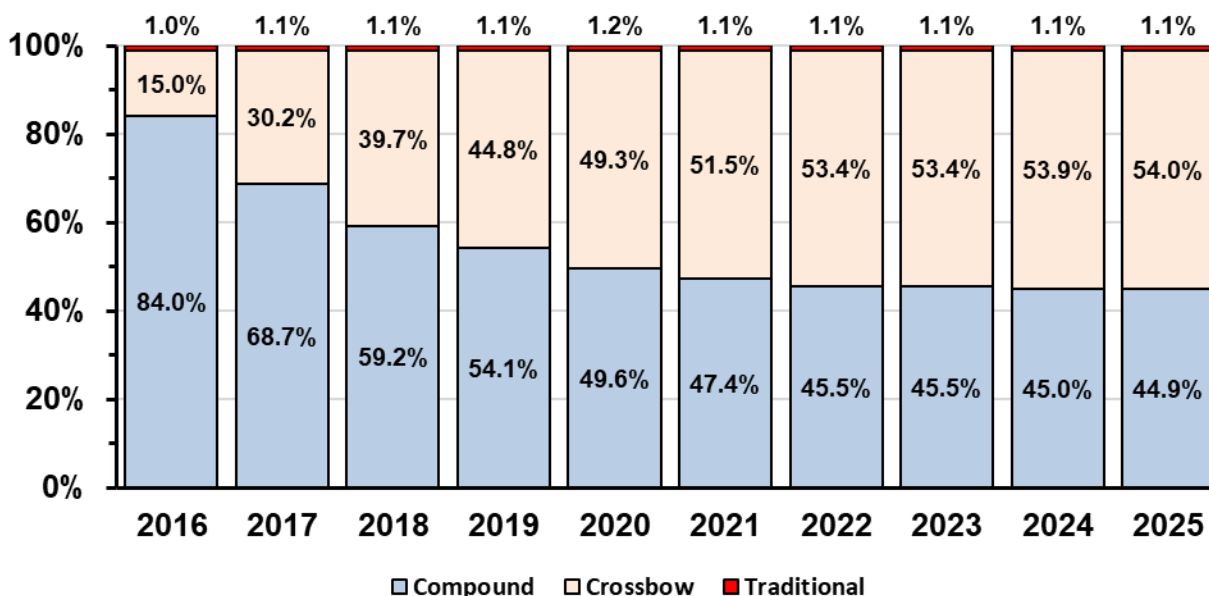
Harvest by Type of Bow: 44.9% compound, 54.0% crossbow, 1.1% traditional bows. As a result of 2017 legislation that removed restrictions on crossbow use, crossbows continue to be treated just like any other type of bow during hunting seasons. Harvest percentages have been stable since 2022 (see included chart).



Trends in the number of archery deer season permits issued statewide

Permit Type	2021	2022	2023	2024	2025
Landowner Property-Only Hunting Permit, Either-Sex	33,124	33,674	30,170	32,414	33,913
Landowner Property-Only Hunting Permit, Antlerless-Only	33,124	33,674	30,170	32,414	33,913
CWD Combination Surveillance Permit	-	42	55	56	92
Single Either-Sex Permit	490	498	512	507	429
Single Antlerless-Only Permit	9,072	9,331	10,034	10,362	10,673
Combination Over-the-Counter Permit (double permit)	151,993	151,388	156,707	157,351	158,386
TOTAL	227,803	228,607	227,648	233,104	237,406

Archery Deer Harvest by Bow Type, 2016-2025

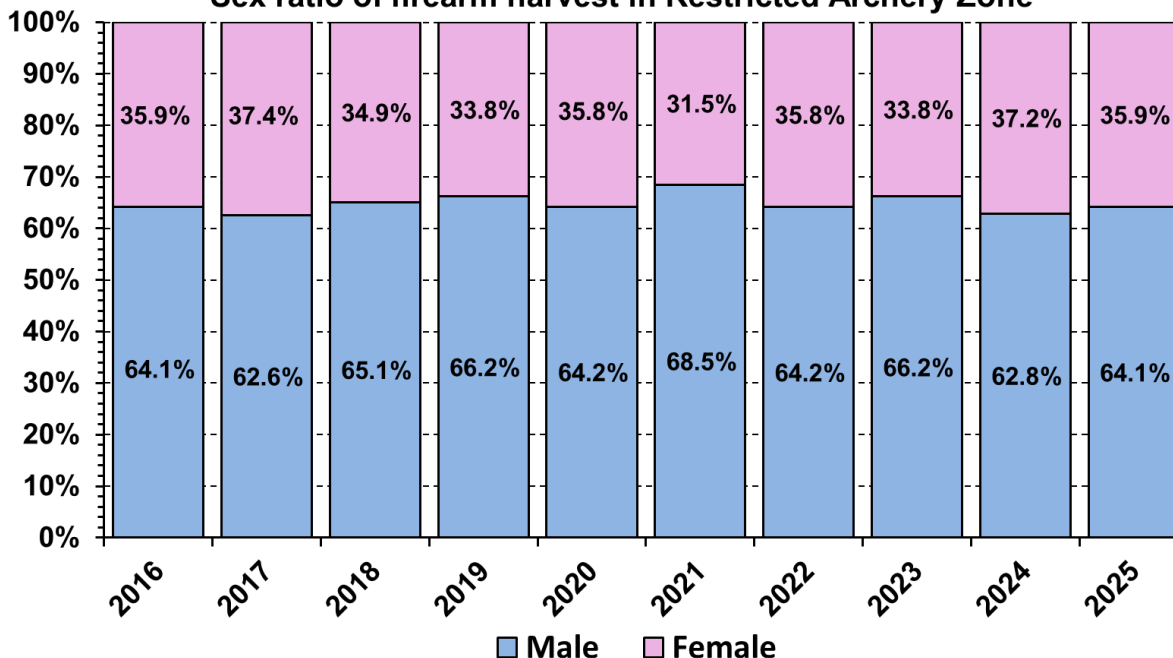


Harvest Results in the 5-County Restricted Archery Zone

Special Regulations: In order to reduce doe harvest and help grow deer populations to their appropriate county goals, archery hunters in the counties of Champaign, Douglas, Macon, and Piatt were permitted to harvest only antlered deer during the first 31 days of the season (October 1-31). Previous use of this type of regulation was highly successful in east-central Illinois, with no compensatory increase in doe harvest after resumption of unrestricted regulations.

Results: Moultrie County was removed from the Restricted Archery Zone in 2025. Archery harvest of females in the remaining counties was 547 in 2025, down from 582 in 2024, and 554 in 2023. Aside from an increase in 2020, archery doe harvest in the restricted zone has been relatively stable since the institution of the 15-day restriction in 2018. While doe harvest has not decreased, the percentage of females in the archery harvest has been decreasing (see figure below) suggesting a shift towards a more male-biased archery harvest.

Sex ratio of firearm harvest in Restricted Archery Zone



2025 Youth Deer Season Results

Length: 3 days

Number of Counties Open: 99 (closed in Cook, DuPage, and Lake)

Special Regulations: Participation limited to youths under the age of 18 (changed from 16 in 2016), and hunters must be accompanied by a responsible supervising adult. One either-sex permit (available OTC) or one special hunt area permit (issued via lottery) allowed per hunter. Starting in 2025, unfilled youth permits were also valid during both segments of firearm deer season but are not included in harvest numbers for youth season. Due to changes brought about by Illinois Public Act 101-0444, beginning in 2022, youth deer permits became valid statewide and could be used in any open county. Prior to the 2022 youth deer season, permits were county specific.

Harvest: 4,742

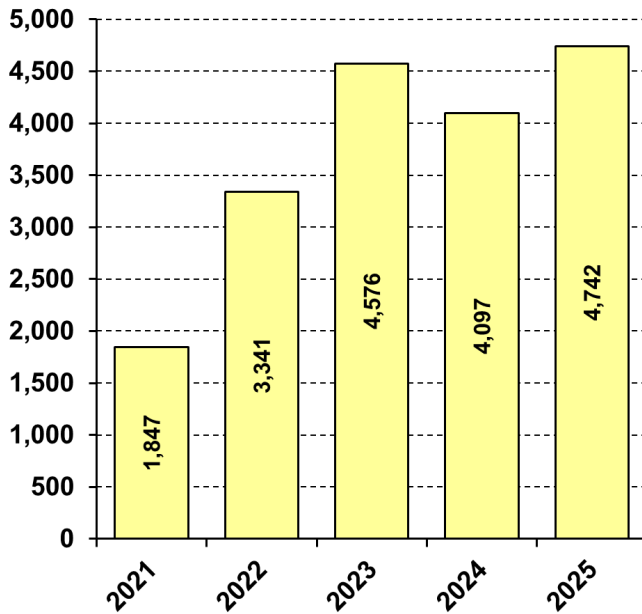
Season Harvest Record: 4,742 (2025)

Harvest Sex Ratio: 55.0% male: 45.0% female (46.9% antlered: 53.1% antlerless)

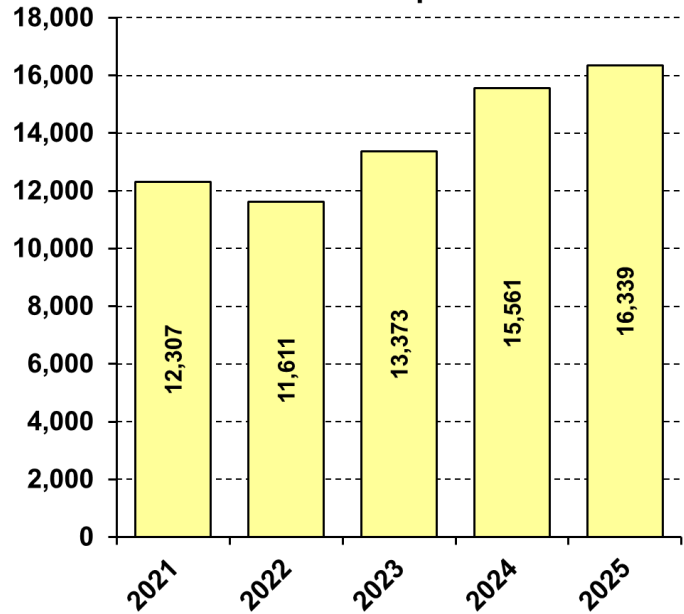
Hunter Success Rate: 29.0% (does not include deer taken during firearm season)

Top 5 Counties: Randolph (260), Pike (166), Jefferson (158), Adams (157), Marion (135)

Youth deer season harvest trends



Youth deer season permits issued



2025 Firearm Deer Season Results

Length: 7 days (split; one 3-day [Fri-Sun] + one 4-day [Thu-Sun] segment)

Number of Counties Open: 99 (closed in Cook, DuPage, Lake)

Special Regulations: County-specific (or special hunt area-specific) permits issued via lotteries; unallocated permits subsequently available OTC through end of season. Mandatory check stations were in effect for 17 northern Illinois counties (Boone, Bureau, Carroll, DeKalb, Grundy, JoDaviess, Kane, Kendall, Kankakee, LaSalle, Lee, Livingston, McHenry, Ogle, Stephenson, Winnebago, and Will) for chronic wasting disease (CWD) surveillance; the remaining open counties used automated harvest reporting. Archery equipment remained legal for use during firearm deer season with a valid firearm permit on private land only.

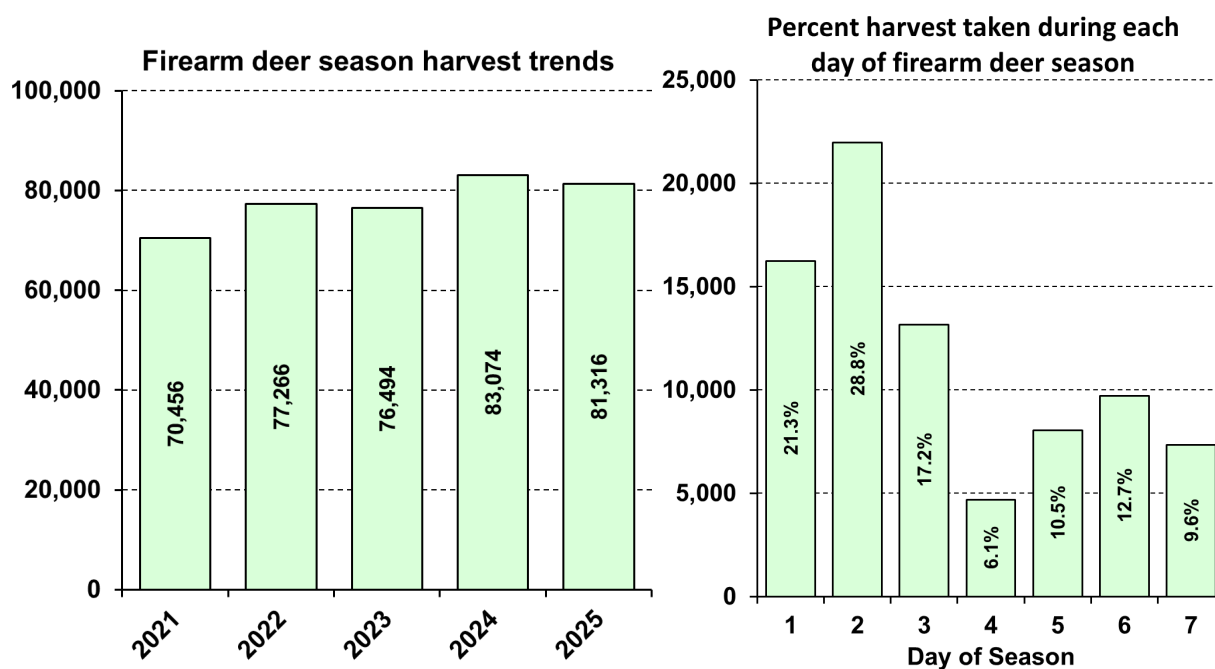
Corn Harvest: USDA Crop Harvest Statistics were not collected during Firearm deer seasons due to the federal government shutdown.

Deer Harvest: 81,316

Season Harvest Record: 123,792 (2005)

Harvest Sex Ratio: 56.4% male: 43.6% female (48.5% antlered: 51.5% antlerless)

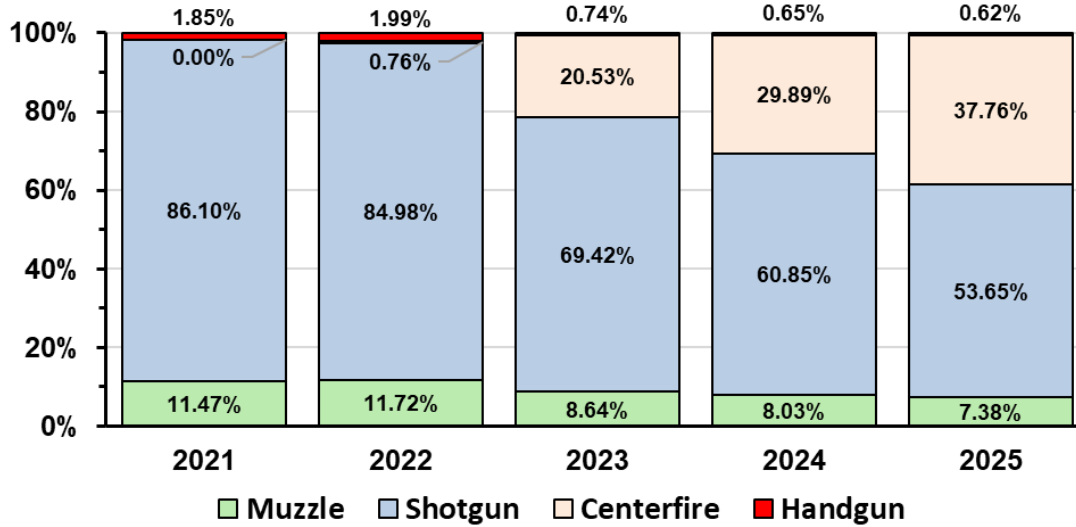
Top 5 Counties: Randolph (2,186), Jefferson (2,183), Adams (2,093), Fayette (2,043), Jackson (2,011)



Trends in the number of firearm deer season permits issued statewide

Permit Type	2021	2022	2023	2024	2025
Landowner Property-Only Hunting Permit, Either-Sex	35,025	37,416	32,819	35,130	36,608
Landowner Property-Only Hunting Permit, Antlerless-Only	35,025	37,416	32,819	35,130	36,606
CWD Combination Surveillance Permit	-	95	172	216	295
Either-Sex Permit	140,766	138,771	141,431	146,752	150,282
Antlerless-Only Permit	64,795	62,315	62,766	63,759	67,731
TOTAL	275,611	276,013	270,007	280,987	291,522

Deer Harvest by Weapon Type 2021-2025 (Youth, Firearm, Late Winter and CWD Seasons)



*Archery harvest on firearm permits during firearm season not included.

2025 Muzzleloader Deer Season Results

Length: 3 days

Number of Counties Open: 99 (closed in Cook, DuPage, Lake)

Special Regulations: County-specific (or special hunt area-specific) permits issued via lotteries; unallocated permits subsequently available OTC through end of season. Hunters with muzzleloader permits were also allowed to hunt with a muzzleloader during the 2nd Firearm Deer Season (4 days). Recipients of landowner permits (for their own property only) valid during the Firearm Deer Season could use those unfilled permits during the Muzzleloader Deer Season so long as they used a muzzleloading rifle.

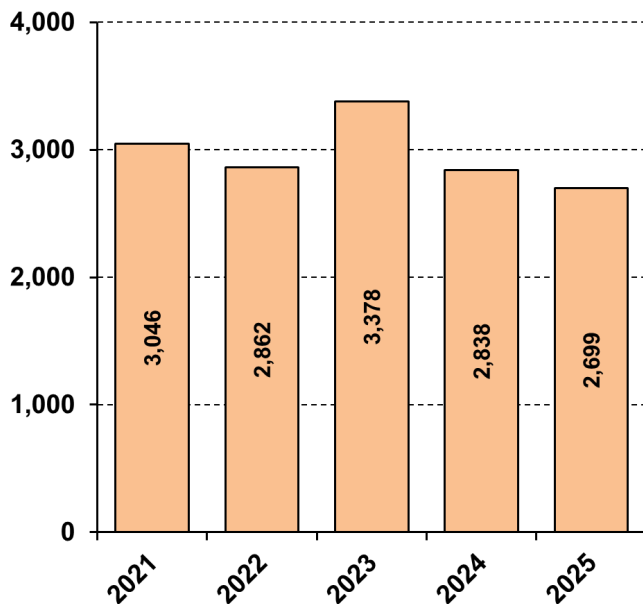
Harvest: 2,699

Season Harvest Record: 5,973 (2006)

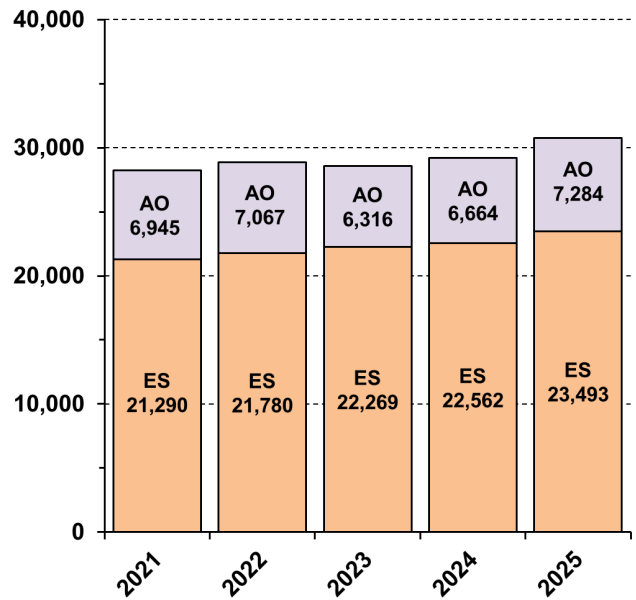
Harvest Sex Ratio: 41.0% male: 59.0% female (33.8% antlered: 66.2% antlerless)

Top 5 Counties: Pike (96), Fayette (76), Adams (71), Randolph (69), Jefferson (66)

Muzzleloader deer season harvest trends



Muzzleloader deer season permits issued



2025-2026 Late-Winter Deer Season Results

Length: 7 days

Number of Counties Open: 30 (Brown, Clay, Coles, Crawford, Effingham, Fayette, Franklin, Fulton, Hamilton, Hancock, Henderson, Jasper, Jefferson, Knox, Macoupin, Madison, Marion, McDonough, Mercer, Monroe, Perry, Pike, Randolph, Rock Island, Saline, Schuyler, Shelby, Warren, Williamson, and Washington)

Special Regulations: Legal weapons were shotguns, muzzleloaders, centerfire rifles, and handguns. County-specific resident antlerless-only permits available OTC from license vendors (unlimited availability). Hunters with unfilled permits for the Firearm, Muzzleloader, or Youth deer seasons were allowed to hunt the Late-Winter Deer Season to harvest antlerless deer, so long as the permit was issued for an open county. Persons with an unfilled Muzzleloader Season permit must use a muzzleloading rifle.

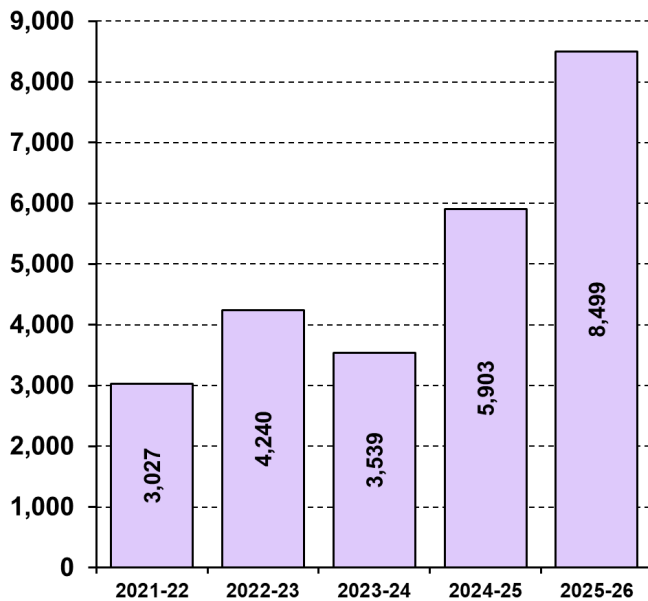
Harvest: 8,499

Season Harvest Record: 17,434 (2009)

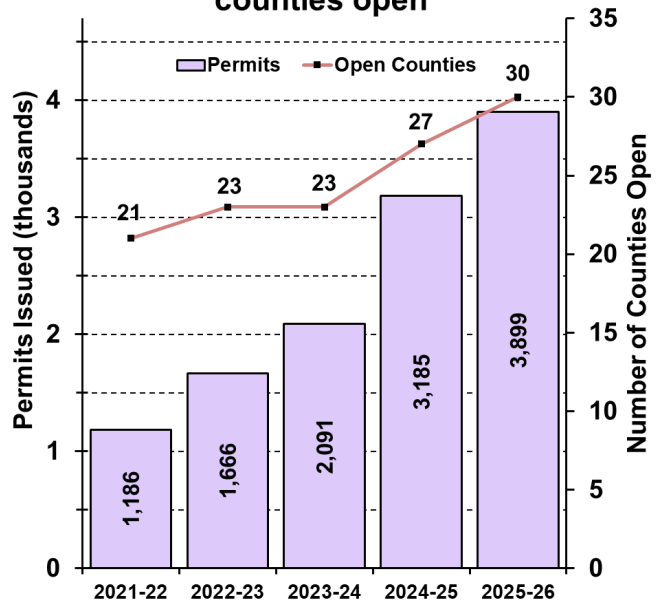
Harvest Sex Ratio: 13.4% male: 86.6% female

Top 5 Counties: Jefferson (642), Pike (505), Marion (499), Fulton (485), Randolph (475)

Late-Winter deer season harvest trends



Late-Winter season permits issued and counties open



2025-2026 Special CWD Deer Season Results

Length: 7 days (concurrent with Late-Winter Season)

Number of Counties Open: 22 (Adams, Boone, Bureau, Carroll, DeKalb, Ford, Grundy, JoDaviess, Kane, Kankakee, Kendall, LaSalle, Lee, Livingston, Marshall, McHenry, Ogle, Peoria, Putnam, Stephenson, Winnebago, and Will)

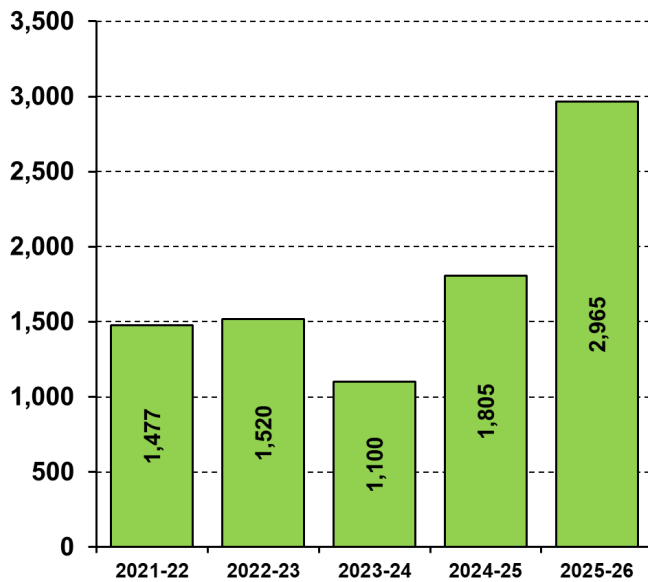
Special Regulations: Legal weapons were shotguns, muzzleloaders, centerfire rifles, and handguns. County-specific antlerless-only permits available OTC without limit to residents and nonresidents. Unfilled firearm, muzzleloader, and youth permits valid for open counties may be used during this season as long as the hunter uses only the weapon(s) allowed by that permit, and only harvests the sex of deer allowed by that permit. The limit of 2 antlered deer was waived during this season.

Harvest: 2,965

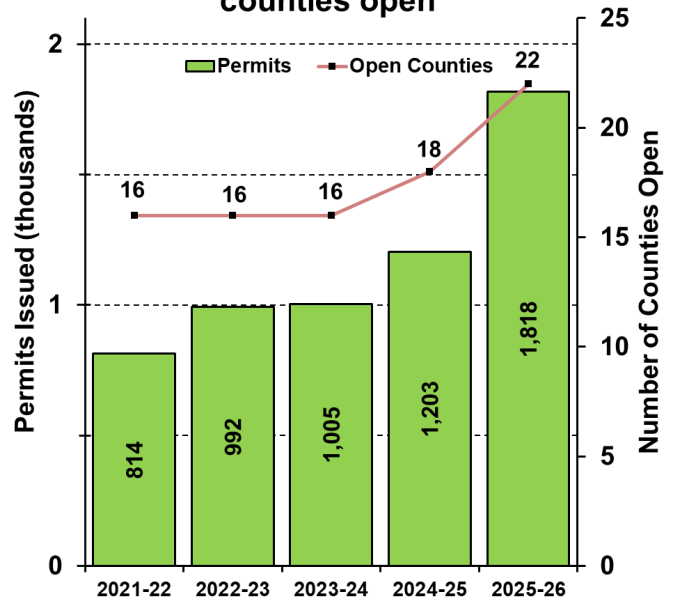
Season Harvest Record: 2,965 (2025)

Harvest Sex Ratio: 32.6% male: 67.4% female (21.5% antlered: 78.5% antlerless)

Special CWD deer season harvest trends



Special CWD season permits issued and counties open



Harvest Age/Sex Summary (All Seasons)

Deer reported via the automated harvest reporting system were placed into age classes based on morphological data reported by the hunter. Age classes were female adult (≥ 1.5 years), female fawn, male adult (≥ 2.5 years), male yearling (1.5 years), and male fawn.

2025 Illinois deer harvest composition by season by sex/age class ¹							
Sex/Age Class	Archery	Youth	Firearm	Muzzleloader	Late-Winter	CWD	All Seasons
Female adult	38.8%	39.4%	37.6%	52.7%	75.0%	58.7%	40.5%
Female fawn	5.0%	5.6%	6.0%	6.3%	11.6%	8.7%	5.9%
Male adult	32.7%	20.4%	32.0%	25.5%	0.7%	12.5%	30.0%
Male yearling	17.5%	26.5%	16.5%	8.2%	1.0%	9.0%	16.2%
Male fawn	6.1%	8.0%	7.9%	7.2%	11.8%	11.2%	7.4%
Total Harvest	73,785	4,742	81,316	2,699	8,499	2,965	174,006

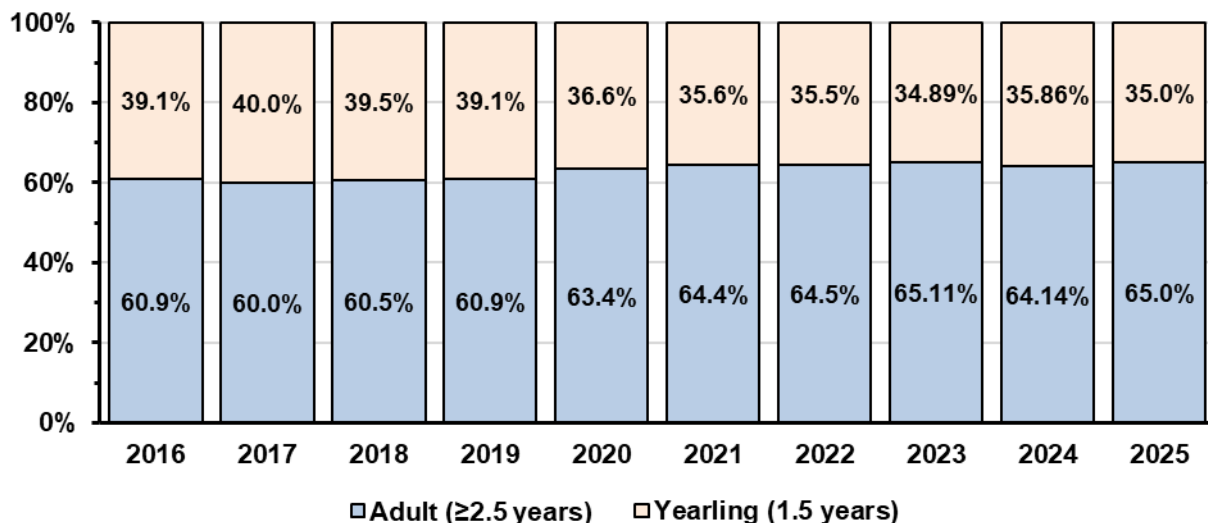
¹ Only harvested deer for which there was complete age/sex information were used in calculating percentages.

Age structure of antlered bucks in the 2025 Illinois deer harvest ¹			
	Archery Season	All Gun Seasons	All Harvest
Male yearling (1.5 years)	34.8%	35.1%	35.0%
Male adult (≥ 2.5 years)	65.2%	64.9%	65.0%

¹ Only harvested deer for which there was complete age/sex information were used in calculating percentages.

Proportion of antlered deer harvest by number of antler points								
	Number of Points							
	Spike	3-4	5-6	7-8	9-10	11-12	13-14	>14
Archery Season	3.4%	5.7%	8.5%	35.7%	32.3%	10.2%	2.8%	1.3%
All Gun Seasons	6.1%	8.4%	11.2%	39.2%	25.9%	7.1%	1.5%	0.7%
All Seasons	4.8%	7.2%	10.0%	37.6%	28.8%	8.5%	2.1%	1.0%

Trend in antlered buck age structure (all seasons), 2016-2025



2026 ILLINOIS COUNTY DEER HARVEST BY SEX FOR EACH SEASON (state sites included in county totals)

County	Youth			Muzzleloader			Late-Winter/CWD			Firearm			Archery			All Seasons		
	M	F	Total	M	F	Total	M	F	Total	M	F	Total	M	F	Total	M	F	Total
Adams	92	65	157	29	42	71	138	418	556	980	1113	2093	826	546	1372	2065	2184	4249
Alexander	11	6	17	3	9	12	0	0	0	235	117	352	126	95	221	375	227	602
Bond	17	18	35	7	16	23	0	0	0	451	379	830	338	264	602	813	677	1490
Boone	3	4	7	6	0	6	17	36	53	86	48	134	143	70	213	255	158	413
Brown	42	31	73	33	25	58	56	309	365	469	411	880	467	340	807	1067	1116	2183
Bureau	16	15	31	7	9	16	66	137	203	546	326	872	430	296	726	1065	783	1848
Calhoun	22	24	46	23	31	54	0	0	0	368	430	798	456	342	798	869	827	1696
Carroll	8	6	14	9	11	20	49	90	139	304	256	560	321	228	549	691	591	1282
Cass	17	19	36	8	18	26	0	0	0	332	332	664	429	320	749	786	689	1475
Champaign	12	5	17	3	7	10	0	0	0	154	87	241	273	137	410	442	236	678
Christian	17	12	29	5	18	23	0	0	0	338	283	621	283	288	571	643	601	1244
Clark	31	33	64	16	29	45	0	0	0	586	517	1103	562	412	974	1195	991	2186
Clay	47	45	92	20	24	44	44	299	343	837	657	1494	418	361	779	1366	1386	2752
Clinton	37	38	75	5	11	16	0	0	0	526	349	875	402	380	782	970	778	1748
Coles	28	16	44	5	9	14	12	110	122	355	313	668	445	378	823	845	826	1671
Cook	0	0	0	0	0	0	0	0	0	0	0	0	102	47	149	102	47	149
Crawford	34	22	56	5	15	20	38	189	227	560	551	1111	551	461	1012	1188	1238	2426
Cumberland	40	31	71	13	14	27	0	0	0	441	386	827	337	281	618	831	712	1543
DeKalb	3	1	4	3	0	3	13	33	46	92	45	137	149	74	223	260	153	413
DeWitt	13	7	20	9	7	16	0	0	0	230	174	404	283	278	561	535	466	1001
Douglas	10	9	19	4	4	8	0	0	0	118	80	198	146	96	242	278	189	467
DuPage	0	0	0	0	0	0	0	0	0	0	0	0	23	6	29	23	6	29
Edgar	22	14	36	7	12	19	0	0	0	353	272	625	322	246	568	704	544	1248
Edwards	12	6	18	10	13	23	0	0	0	288	170	458	200	155	355	510	344	854
Effingham	61	57	118	7	24	31	34	220	254	621	473	1094	388	295	683	1111	1069	2180
Fayette	56	66	122	31	45	76	40	343	383	1140	903	2043	764	637	1401	2031	1994	4025
Ford	4	0	4	3	2	5	8	16	24	91	39	130	46	18	64	152	75	227
Franklin	24	26	50	12	24	36	16	175	191	712	517	1229	555	577	1132	1319	1319	2638
Fulton	42	28	70	24	17	41	70	415	485	1031	901	1932	1062	677	1739	2229	2038	4267
Gallatin	9	11	20	5	3	8	0	0	0	253	172	425	188	93	281	455	279	734
Greene	42	45	87	22	36	58	0	0	0	538	479	1017	510	505	1015	1112	1065	2177

County	Youth			Muzzleloader			Late-Winter/CWD			Firearm			Archery			All Seasons		
	M	F	Total	M	F	Total	M	F	Total	M	F	Total	M	F	Total	M	F	Total
Grundy	6	2	8	2	2	4	32	63	95	187	123	310	223	156	379	450	346	796
Hamilton	36	18	54	17	16	33	38	281	319	767	472	1239	523	503	1026	1381	1290	2671
Hancock	45	28	73	19	20	39	56	255	311	795	914	1709	664	389	1053	1579	1606	3185
Hardin	13	7	20	4	11	15	0	0	0	270	209	479	198	190	388	485	417	902
Henderson	8	11	19	8	7	15	15	103	118	258	213	471	275	165	440	564	499	1063
Henry	24	6	30	14	10	24	0	0	0	364	212	576	344	259	603	746	487	1233
Iroquois	20	15	35	6	20	26	0	0	0	419	249	668	335	259	594	780	543	1323
Jackson	42	52	94	17	39	56	0	0	0	1163	848	2011	640	539	1179	1862	1478	3340
Jasper	44	0	44	15	27	42	37	222	259	625	585	1210	461	462	923	1182	1296	2478
Jefferson	101	53	154	30	36	66	85	557	642	1258	925	2183	1048	1027	2075	2522	2598	5120
Jersey	19	57	76	12	15	27	0	0	0	376	359	735	428	267	695	835	698	1533
JoDavie	29	22	51	14	27	41	131	253	384	739	604	1343	532	345	877	1445	1251	2696
Johnson	25	24	49	17	17	34	0	0	0	684	429	1113	404	400	804	1130	870	2000
Kane	1	17	18	0	0	0	5	1	6	28	10	38	226	140	366	260	168	428
Kankakee	6	2	8	4	4	8	25	51	76	170	92	262	221	171	392	426	320	746
Kendall	1	5	6	0	1	1	8	9	17	52	18	70	123	56	179	184	89	273
Knox	20	1	21	13	15	28	47	198	245	573	485	1058	607	368	975	1260	1067	2327
Lake	0	13	13	0	0	0	0	0	0	2	3	5	209	105	314	211	121	332
LaSalle	20	9	29	5	9	14	60	99	159	405	242	647	430	282	712	920	641	1561
Lawrence	15	11	26	12	17	29	0	0	0	401	274	675	362	312	674	790	614	1404
Lee	14	19	33	5	7	12	52	104	156	365	256	621	334	248	582	770	634	1404
Livingston	10	7	17	6	6	12	23	42	65	242	144	386	178	117	295	459	316	775
Logan	15	12	27	4	11	15	0	0	0	229	153	382	243	188	431	491	364	855
Macon	18	8	26	8	10	18	0	0	0	168	78	246	236	173	409	430	269	699
Macoupin	42	45	87	18	32	50	42	264	306	901	845	1746	744	600	1344	1747	1786	3533
Madison	31	20	51	2	6	8	21	92	113	441	323	764	671	444	1115	1166	885	2051
Marion	77	58	135	18	39	57	69	430	499	1016	784	1800	773	621	1394	1953	1932	3885
Marshall	17	16	33	10	16	26	32	66	98	351	265	616	235	159	394	645	522	1167
Mason	13	11	24	4	10	14	0	0	0	240	167	407	363	263	626	620	451	1071
Massac	13	4	17	9	4	13	0	0	0	216	126	342	191	171	362	429	305	734
McDonough	19	16	35	7	12	19	24	145	169	391	345	736	384	264	648	825	782	1607
McHenry	2	2	4	9	4	13	38	47	85	178	85	263	516	258	774	743	396	1139
McLean	21	21	42	11	6	17	0	0	0	360	276	636	374	327	701	766	630	1396

County	Youth			Muzzleloader			Late-Winter/CWD			Firearm			Archery			All Seasons		
	M	F	Total	M	F	Total	M	F	Total	M	F	Total	M	F	Total	M	F	Total
Menard	8	8	16	8	11	19	0	0	0	194	183	377	249	230	479	459	432	891
Mercer	10	10	20	13	18	31	29	117	146	481	392	873	403	243	646	936	780	1716
Monroe	37	43	80	10	15	25	18	131	149	738	473	1211	281	249	530	1084	911	1995
Montgomery	46	40	86	21	20	41	0	0	0	596	481	1077	553	471	1024	1216	1012	2228
Morgan	18	19	37	9	15	24	0	0	0	379	293	672	440	310	750	846	637	1483
Moultrie	12	18	30	7	8	15	0	0	0	169	112	281	281	293	574	469	431	900
Ogle	15	12	27	6	15	21	62	153	215	400	266	666	439	252	691	922	698	1620
Peoria	15	23	38	10	15	25	44	116	160	487	420	907	601	410	1011	1157	984	2141
Perry	46	50	96	17	20	37	46	384	430	792	624	1416	555	459	1014	1456	1537	2993
Piatt	10	3	13	4	2	6	0	0	0	99	47	146	144	141	285	257	193	450
Pike	104	62	166	37	59	96	54	451	505	856	764	1620	1315	1022	2337	2366	2358	4724
Pope	29	12	41	16	22	38	0	0	0	773	387	1160	463	368	831	1281	789	2070
Pulaski	7	15	22	6	10	16	0	0	0	187	94	281	130	139	269	330	258	588
Putnam	6	7	13	2	7	9	23	58	81	182	148	330	187	143	330	400	363	763
Randolph	128	132	260	24	45	69	60	415	475	1208	978	2186	611	547	1158	2031	2117	4148
Richland	24	14	38	16	10	26	0	0	0	438	357	795	303	253	556	781	634	1415
Rock Island	14	13	27	11	7	18	23	92	115	425	303	728	433	297	730	906	712	1618
St. Clair	45	24	69	8	26	34	0	0	0	596	317	913	528	384	912	1177	751	1928
Saline	21	24	45	12	14	26	21	188	209	530	370	900	352	282	634	936	878	1814
Sangamon	22	20	42	11	19	30	0	0	0	347	258	605	578	488	1066	958	785	1743
Schuyler	41	29	70	24	26	50	31	265	296	661	655	1316	634	418	1052	1391	1393	2784
Scott	11	7	18	5	15	20	0	0	0	189	141	330	178	161	339	383	324	707
Shelby	59	42	101	15	17	32	30	209	239	725	540	1265	604	528	1132	1433	1336	2769
Stark	4	1	5	2	3	5	0	0	0	129	97	226	101	58	159	236	159	395
Stephenson	7	11	18	3	2	5	48	78	126	297	207	504	326	154	480	681	452	1133
Tazewell	24	16	40	15	13	28	0	0	0	349	217	566	525	389	914	913	635	1548
Union	37	27	64	18	36	54	0	0	0	751	460	1211	398	382	780	1204	905	2109
Vermilion	20	12	32	12	16	28	0	0	0	419	320	739	641	498	1139	1092	846	1938
Wabash	7	10	17	6	3	9	0	0	0	166	82	248	198	152	350	377	247	624
Warren	9	5	14	8	7	15	16	55	71	278	238	516	216	122	338	527	427	954
Washington	49	42	91	11	19	30	27	242	269	743	492	1235	435	379	814	1265	1174	2439
Wayne	49	44	93	21	38	59	0	0	0	1039	722	1761	633	742	1375	1742	1546	3288
White	36	12	48	12	31	43	0	0	0	547	376	923	403	373	776	998	792	1790

County	Youth			Muzzleloader			Late-Winter/CWD			Firearm			Archery			All Seasons		
	M	F	Total	M	F	Total	M	F	Total	M	F	Total	M	F	Total	M	F	Total
Whiteside	20	20	40	8	14	22	0	0	0	389	330	719	422	293	715	839	657	1496
Will	5	3	8	4	2	6	41	50	91	146	95	241	425	292	717	621	442	1063
Williamson	32	26	58	18	29	47	42	202	244	959	733	1692	716	643	1359	1767	1633	3400
Winnebago	10	3	13	5	9	14	53	77	130	181	102	283	369	188	557	618	379	997
Woodford	30	25	55	17	24	41	0	0	0	398	437	835	409	382	791	854	868	1722
Totals	2606	2136	4742	1106	1593	2699	2109	9355	11464	45912	35404	81316	41519	32266	73785	93252	80754	174006
Proportion	0.55	0.45		0.41	0.59		0.18	0.82		0.56	0.44		0.56	0.44		0.54	0.46	